

# Pearson SuccessNet

Offering online texts and interactive activities for  
Reading Street and enVisionMATH

- Go the Holliston School Website ([www.holliston.k12.ma.us](http://www.holliston.k12.ma.us))
- Click on Placentino School or Miller School
- Click on SuccessNet



The login screen features the Pearson SuccessNet logo at the top left, followed by the text "Your Personalized Path to Classroom Success". Below this is a short instruction: "To log in, enter your user name and password and click on the log in button below. The user name and password fields are case sensitive." There are two input fields: "User name:" and "Password:". Each field has a "Forgot" link next to it. Below the fields is a "Log in" button. Further down is a "Register" button. At the bottom, it says "Assessments Powered by Success Tracker™".

Login Screen

User = Last name and first 3 letters  
of first name

Password = 123456



The dashboard shows a personalized greeting: "Hello, Porter from Massachusetts!". It features two main sections: "Reading Street, G.3" and "enVisionMATH Premium G3", each with a "To Do" button. Below these are "My Books" and "From My Teacher" sections. The "My Books" section shows two book covers: "Reading" and "Mathematics", each with an "Open Book" button. The "From My Teacher" section shows "No Messages". At the bottom, there is a "My Readers" section with a link to "The Shopping Trip".

You may go to a "To Do"  
list from your teacher.







You will see the e-text  
books assigned. You can  
open this book and go to  
any page in the book.

Pearson SuccessNet™ Home My Work Explore Help Parents About Logout

Table of Contents Search

# enVisionMATH


Table of Contents English Content

Topic		
<p>Topic 1</p>  <p>Numeration</p>	<p>Topic 2</p>  <p>Adding Whole Numbers</p>	<p>Topic 3</p>  <p>Subtraction Number Sense</p>
<p>Topic 4</p>  <p>Subtracting Whole Numbers to Solve Problems</p>	<p>Topic 5</p>  <p>Multiplication Meanings and Facts</p>	<p>Topic 6</p>  <p>Multiplication Fact Strategies: Use Known Facts</p>

“Explore” the Premium digital resources which include lesson videos and visual explanations

Pearson SuccessNet™ Home My Work Explore Progress Help Parents About Logout

Table of Contents Search



Search By


- Keyword
- Media Type
- Topic

Favorites +

Keyword  GO Help


## Welcome to Search!

Type a keyword or page number in the field above, or browse by the content types below.



**Media Type**

Browse by Videos, Activities and More



**Topic**

Browse by Topics and Sub-Topic

“Search” for activities, lessons and games . These provide guided practice to students.